

TemperShield News


Glasshape Specialist Glass Products
May / June 2008

Dear Valued Customers,

WELCOME TO GLASSHAPE'S FIRST EDITION OF TEMPERSHIELD NEWS!

Glasshape would like to thank you for your interest and support in our products over the last few months. We have certainly been through an exciting, yet challenging period of Glasshape's history, with the commissioning of our new Curving and Toughening Plant. This process has been a huge success, with many stunning projects completed by Glasshape using *TemperShield*[®]

With a portfolio of these jobs now building up, we are generating a pictorial album of applications for curved glass. To share this informative and functional album with you, we are initiating a bi-monthly newsletter, available via email. We welcome all our clients to open a file in their data base to store all Glasshape's news and edition updates.



Restaurant sheltered dining area with curved glass walls to maximise views and sunlight.


With lead-times becoming more challenging, *TemperShield*[®] can now be delivered to your store or onsite within 3 weeks of receiving templates! This is an obvious benefit to all involved, from the architect to project manager, and the client – who has not had the availability of this product up till now.

Apply now to be registered on our *TemperShield* News email mail-list!

Company Name: _____ Contact Name: _____

Email Address: _____ Location: _____

**FAX BACK TO: 1800 040 934
or EMAIL: info@glasshape.net**



The spectacular bay window in this house provides fabulous views of the harbour.







A sweeping staircase installed in Bathurst, NSW, with a beautiful curved glass balustrade by Glasshape using 10 mm TemperShield glass.

TOWER in NSW – ideal for studios with a view – seating upstairs with picture window – tinted curved glass by Glasshape!

The tower is 14 m high x 4.44 m in diameter – 3 floors with stairs winding around the interior walls.

GREAT IDEA FOR CAFES – A GARDEN STUDIO WITH A DIFFERENCE!



Curved glass lift in a commercial style setting beside a café

TemperShield® specifications at a glance

Glass Thickness: From 4mm right up to 19mm
 Maximum Width (Girth): 2440mm
 Maximum Height: 3660mm
 Minimum Radius: 450mm
 Certified to: AS/NZS 2208: 1996 Safety Glass in Buildings and AS/NZS 2080: 2006 Safety Glazing for Land Vehicles.

TemperShield®

TOUGHENED CURVED GLASS - BY GLASSHAPE

WhisperShield®

ACOUSTIC-RATED LAMINATED GLASS - BY GLASSHAPE

GuardShield®

MULTI-LAYERED INTRUDER RESISTANT GLASS - BY GLASSHAPE

AmmoShield®

MULTI-LAYERED BULLET RESISTANT GLASS - BY GLASSHAPE

StormShield®

MULTI-LAYERED CYCLONE RESISTANT GLASS - BY GLASSHAPE

DuraShield®

AUTOMOTIVE AND MARINE GLASS - BY GLASSHAPE

In addition to our hugely popular curved toughened TemperShield® glass, we produce a range of laminated products, brand names shown on left.

Please contact us for further information on these products.

We look forward to your feedback on this newsletter, and any news ideas we could add. Thanks again for your outstanding support.

From The Glasshape Team:

GLASSHAPE SPECIALIST GLASS PRODUCTS

PHONE: 1800 042 716

FAX: 1800 040 934